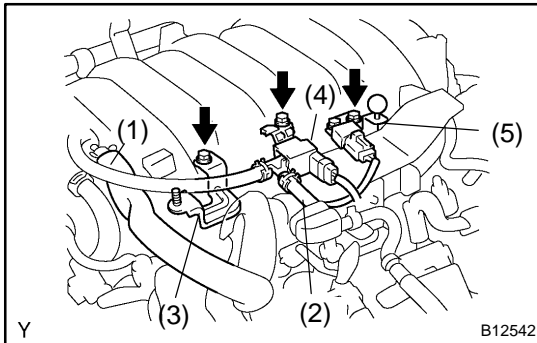


REMOVAL

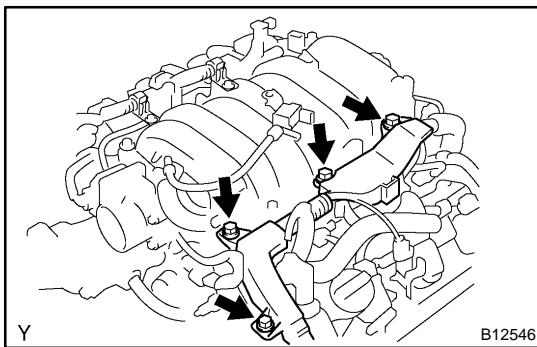
1. REMOVE V-BANK COVER



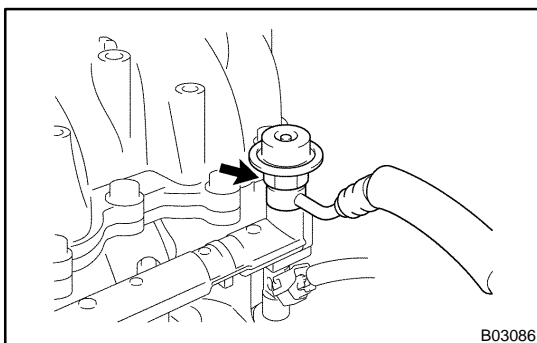
2. DISCONNECT ENGINE WIRE PROTECTOR FROM UPPER INTAKE MANIFOLD AND BEARING CAP

(a) Remove and disconnect these parts:

- (1) PCV hose from upper intake manifold
- (2) EVAP hose from VSV for EVAP
- (3) No. 3 V-bank cover bracket from No.1 engine hanger
- (4) VSV for EVAP from upper intake manifold
- (5) No. 2 V-bank cover bracket from upper intake manifold



(b) Remove the 4 bolts, and disconnect the engine wire protector from the upper intake manifold and camshaft bearing cap.



3. REMOVE FUEL PRESSURE PULSATION DAMPERS

Remove the pulsation damper, upper gasket and lower gasket.

CAUTION:

- Put a shop towel under the delivery pipe.
- Slowly loosen the pulsation damper.